

REPORT ON ALL COLLEGE OUTCOMES

YEAR 2012

| All-College Degree Outcomes | Capstone Course Outcomes | All College Outcomes | Assessed by and Year | Next Assessment due |
|--|--|----------------------|---|--|
| <p>Successfully complete a capstone course</p> | <p>Demonstrate their understanding of and ability to apply important knowledge and skills in their field</p> | | <p>BIOL2395 (2012) ART 2465 (2012)</p> | |
| | <p>Expand their skills through feedback on their work from professionals beyond the instructor</p> | | <p>BIOL2395 (2012) ART 2465 (2012)</p> | |
| | <p>Demonstrate application of their general education knowledge and achievement of all-college outcomes in</p> | | <p>Analysis</p> | <p>BIOL2395 (2012) MATH(2011) HLSC 2030 (2012)</p> |
| | | | <p>Multiple Points of View</p> | <p>BIOL2395 (2012)</p> |
| | | | <p>Oral Communication</p> | <p>HUMAN (2007,2009) BIOL 2395 (2012) ART 2465 (2012) HLSC 2030 (2012)</p> |
| | | | <p>Writing</p> | <p>ENGL(2007,2009) BIOL 2395 (2012) ART 2465 (2012)</p> |
| | | | <p>Information and Technology Literacy</p> | <p>BIOL2395(2012) ART 2465 (2012) INFORMATION LITERACY (2007-2012)</p> |
| <p>Complete at least 64 credits of college-level coursework with an overall grade point average of at least 2.0</p> | | | | |
| <p>Take 15 of the last 30 credits to be applied toward the degree from Northwest College</p> | | | | |
| <p>Meet all general education requirements for the specific degree</p> | | | | |

| CAPSTONE COURSE OUTCOME SUMMARY | | | | |
|--|---|--|------------------|-------------------------|
| | Findings | Comment | Resolution | Action and Date |
| Demonstrate their understanding of and ability to apply important knowledge and skills in their field | 2.7 ± 0.5 on scale of 3 ART 2465 | Diverse portfolios, written resumes, cover letters, and artists statements | No change needed | 2.7 ± 0.5 on scale of 3 |
| | 8.3 on scale of 10 BIOL 2395 | | None | Continue to monitor |
| <i>Overall</i> | 85% | | | |

| CAPSTONE COURSE OUTCOME SUMMARY | | | | |
|--|---|--|--|--|
| | Findings | Comment | Resolution | Action and Date |
| Expand their skills through feedback on their work from professionals beyond the instructor | 2.6 ± 0.5 on scale of 3 ART 2465 | At least 2 guest interviewers attend final presentations and participate in scoring each student. Comments on the Rubric are appreciated by the students | Continue | |
| | 8.96 on scale of 10 BIOL 2395 | Acceptable level but measurement instrument needs work | As a Department revisit and more finely differentiate the scale for this Outcome | Before Spring 2013 Capstone assessment |
| <i>Overall</i> | 89% | | | |

| CAPSTONE COURSE OUTCOME SUMMARY ANALYSIS | | | | |
|---|---|---|--|--|
| | Findings | Comment | Resolution | Action and Date |
| Demonstrate application of their general education knowledge and achievement of all-college outcomes in ANALYSIS | 8.2±0.95 BIOL 2395 | Lowest score mainly from statistical analysis | Increase level of instruction on meaning of analysis | Effective now but measure on 2014 capstone |
| | 44% MATH 1400 | Review definitions | Department consensus | 2013 |
| | 4.4 ± 0.6 on 5 point scale HLSC 2030 | Consider and discuss measurement | Department meetings | 2013 |
| <i>Overall</i> | 49% | | | |

| CAPSTONE COURSE OUTCOME SUMMARY MULTIPLE POINTS OF VIEW | | | | |
|--|---|------------------|------------------|-----------------|
| | Findings | Comment | Resolution | Action and Date |
| Demonstrate application of their general education knowledge and achievement of all-college outcomes in MULTIPLE POINTS OF VIEW | 8.47±0.94 on scale of 10 BIOL 2395 | Acceptable level | No change needed | |
| <i>Overall</i> | 85% | | | |

| CAPSTONE COURSE OUTCOME SUMMARY ORAL COMMUNICATION | | | | |
|---|---|--|---|--|
| | Findings | Comment | Resolution | Action and Date |
| Demonstrate application of their general education knowledge and achievement of all-college outcomes in ORAL COMMUNICATION | 8.34 ±1.0 on a 10 point scale BIOL2395 | Level is acceptable for now as other outcomes are lower | Possibly review the Humanities rubric for finer differentiation of skills | Before the 2014 academic year |
| | 4.4 ± 0.6 on 5 point scale HLSC 2030 | Consider and discuss measurement | Department meetings | 2013 |
| | 2.5 ± 0.6 on 3 point scale ART 2465 | Students give a 20-minute oral presentation of the body of work they have compiled into a portfolio. They participate in an "interview" with guest professionals where active listening and response is evaluated. | Continue | |
| | >50% HUMANITIES (2006) | | | Suggest use of common Oral Communication rubric 2013 if approved implementation 2014. |
| | >50% HUMANITIES (2009) | Fewer student scoring in the middle and more at the extremes Supporting material and physical delivery need examination | | Suggest use of common Oral Communication rubric 2013 across capstones if approved implementation |

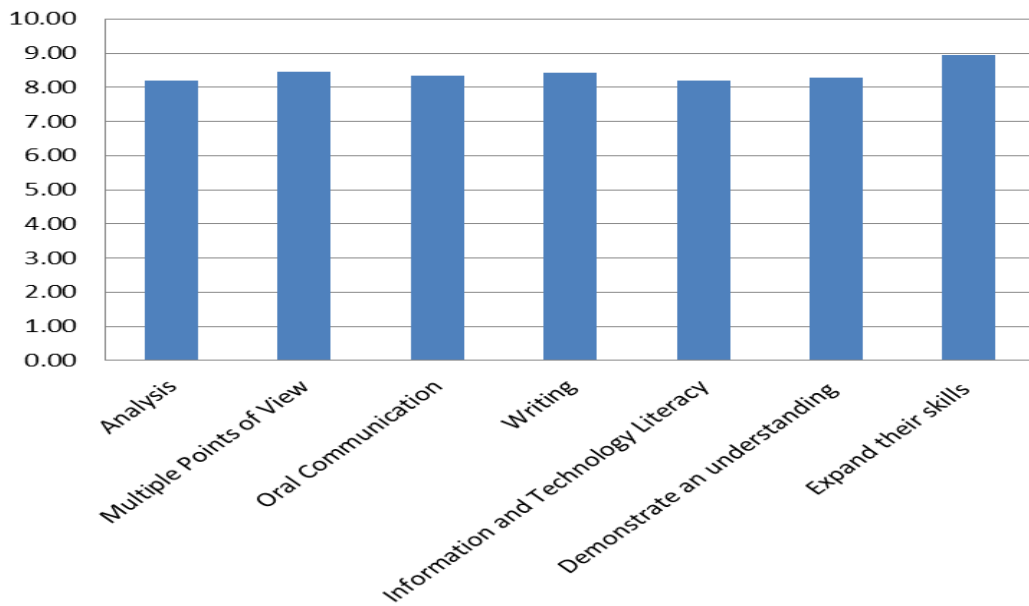
| | | | | |
|--------------------------------|-----|--|--|-------|
| | | | | 2014. |
| <i>Overall(Simple Average)</i> | 78% | | | |

DRAFT

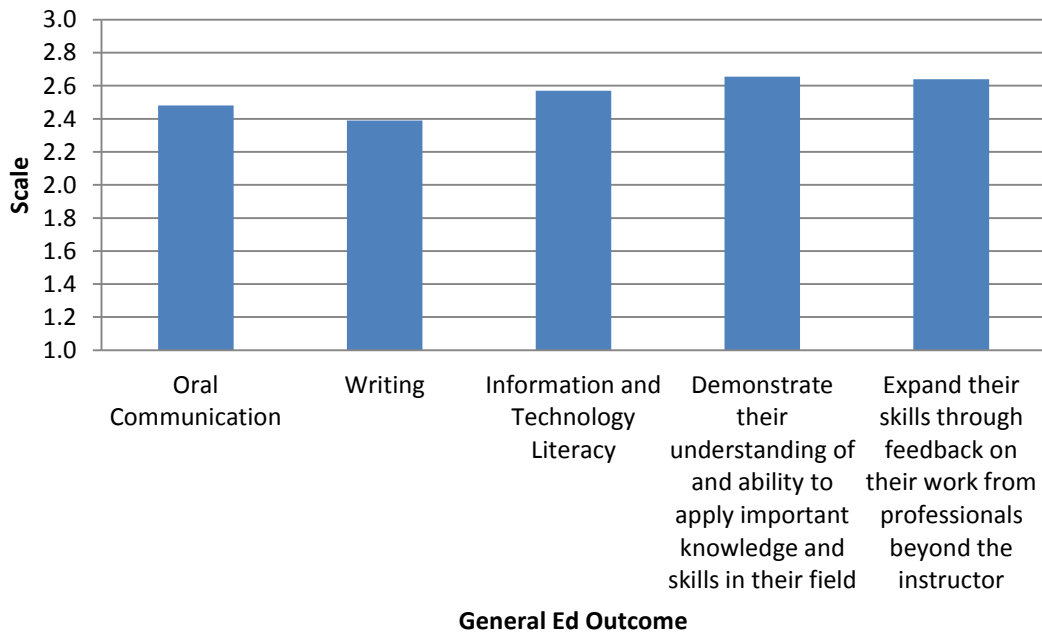
| CAPSTONE COURSE OUTCOME SUMMARY WRITING | | | | |
|--|--|--|---|--|
| | Findings | Comment | Resolution | Action and Date |
| Demonstrate application of their general education knowledge and achievement of all-college outcomes in WRITING | Majority meet all college Writing outcomes ENGLISH (2007) | | | Need college-wide discussion about how writing assignments in capstone courses reflect the outcomes. |
| | Majority meet all college Writing outcomes ENGLISH (2009) | Improvement in organization, analysis, idea development, and documentation. Weakened in appropriate incorporation of sources, document design, and grammar and mechanics | | Need college-wide discussion about how writing assignments in capstone courses reflect the outcomes. |
| | 8.43±0.93 on scale of 10 BIOL 2395 | Acceptable level | No change needed | |
| | 2.4 ± 0.7 ART 2465 | Students are expected to prepare professional-quality PowerPoint presentations, written resumes, cover letters, and artists statements | Consider tracking previous writing experience | Consider in 2013 |
| Overall(Simple Average) | ~71% | | | |

| CAPSTONE COURSE OUTCOME SUMMARY INFORMATION LITERACY AND TECHNOLOGY | | | | |
|--|--|--|--|---|
| | Findings | Comment | Resolution | Action and Date |
| Demonstrate application of their general education knowledge and achievement of all-college outcomes in INFORMATION LITERACY AND TECHNOLOGY | 8.21±1.02 on scale of 10 BIOL 2395 | Second lowest Students seemed uncomfortable discussing the future implications of their research | Encourage students not to rush at the end and discuss the importance of their findings in light of past research | Effective now but measure on 2014 capstone |
| | 2.6 ± 0.5 on scale of 3 ART 2465 | Students use digital cameras and professional lighting equipment to photograph 2D and 3D artworks. They use those images to create professional-quality PowerPoint portfolios. | Continue | |
| | Gain Over all years over all questions 12% | Data is paired by question and needs technology to pair by student, 2010 was an excellent year | Use technology to pair by student to measure student gain, Identify what went right in 2010 | 2013 work with computer services to pair survey data by student and have electronic input, identify successes in 2010 |
| <i>Overall</i> | <i>~83% from available reports passed</i> | | | |

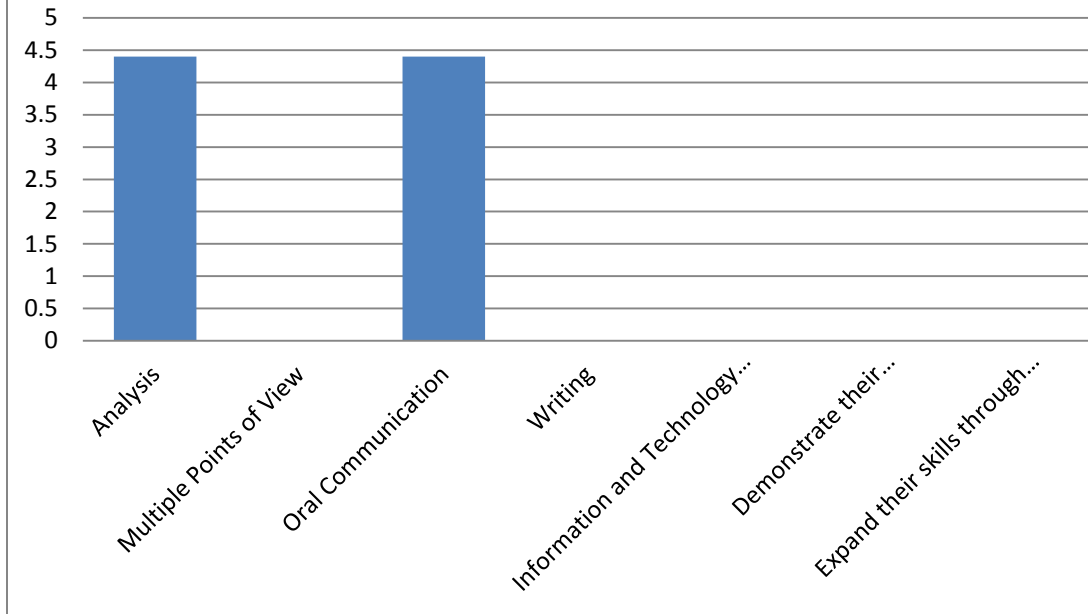
GenEd BIOL 2395 2012



Gen Ed ART 2465 2012



Gen Ed HLSC 2030 2012



DRAFT